

**Mahatma Gandhi Vidyamandir's**  
**Arts, Science and Commerce College, Harsul**  
**Tal-Tryambakeshwar, Dist, Nashik, MS-422209**  
**(Affiliated to Savitribai Phule Pune University)**



ID No. PUN/NS/ASC/048/1993

Phone: 02558-227292

Mob No. 9011027608

Web: mgvharsulsr.kbhgroup.in

email- harsulcollege@gmail.com

## Students Satisfaction Survey Analysis

### Academic Year 2021-2022

Our college collects the feedbacks/surveys on continuous basis from all the stakeholders. Students Satisfaction Survey (SSS) is one of these surveys. This survey included majority of the questionnaire recommended by NAAC. Apart from Teaching-Learning and Evaluation aspects, the survey includes mentoring system and students welfare aspects too. The organization of survey, guidelines, questionnaire and the results are provided as follows.

Feedback was received from the students about various aspects curriculum, facilities available, quality of teaching, internal evaluation process etc. by the feedback committee under the guidance of IQAC. **Total 97** students responded through online process. Following are the findings and analysis of the feedback received.

| Que. No. | Suggestions by Stakeholders                        | Opinions of the Students in Percentage |      |         |      | Scale of Opinion | % of Opinion |
|----------|--|--|------|---------|------|------------------|--------------|
|          |  | A                                      | B    | C       | D    |                  |              |
| 1        | Syllabus was covered in the class?                 | Very Good                              | Good | Average | Poor | Very Good & Good | 90.7         |
|          |  | 46.9                                   | 43.8 | 8.3     | 1    |                  |              |
| 2        | How well did the teachers prepare for the classes? | Very Good                              | Good | Average | Poor | Very Good & Good | 87.6         |
|          |  | 38.1                                   | 49.5 | 9.3     | 3.1  |                  |              |
| 3        | How well were the teachers able to communicate?    | Very Good                              | Good | Average | Poor | Very Good & Good | 85.5         |
|          |  | 41.7                                   | 43.8 | 12.5    | 2.1  |                  |              |

|    |   |           |      |         |      |                  |      |
|----|---|-----------|------|---------|------|------------------|------|
| 4  | The teacher's approach towards teaching is  | Very Good | Good | Average | Poor | Very Good & Good | 85.6 |
|    |   | 35.1      | 50.5 | 13.4    | 1    |                  |      |
| 5  | Fairness of the internal evaluation process by the teachers is  | Very Good | Good | Average | Poor | Very Good & Good | 82.5 |
|    |   | 32        | 50.5 | 16.5    | 1    |                  |      |
| 6  | Teacher's discussion on your performance during the assignments is  | Very Good | Good | Average | Poor | Very Good & Good | 84.4 |
|    |   | 37.5      | 46.9 | 11.5    | 00   |                  |      |
| 7  | Institute's active participation in promoting internship, student exchange, field visit opportunities for students is   | Very Good | Good | Average | Poor | Very Good & Good | 84.4 |
|    |   | 34.4      | 50   | 14.6    | 1    |                  |      |
| 8  | Scale the teaching and mentoring process in your institution facilitates you in cognitive, social and emotional growth. | Very Good | Good | Average | Poor | Very Good & Good | 90.6 |
|    |   | 33.3      | 57.3 | 5.2     | 4.2  |                  |      |
| 9  | Opportunities provided by the institute to learn and grow   | Very Good | Good | Average | Poor | Very Good & Good | 89.7 |
|    |   | 41.2      | 48.5 | 7.2     | 3.1  |                  |      |
| 10 | Teacher's   | Very Good | Good | Average | Poor | Very Good        | 87.6 |

|    |   |                   |              |                 |             |                     |      |
|----|---|-------------------|--------------|-----------------|-------------|---------------------|------|
|    | discussion about your expected competencies, course outcomes and programme outcomes is                        | 37.1              | 50.5         | 9.3             | 3.1         | & Good              |      |
| 11 | Mentor's follow-up of the task assigned to you is   | Very Good<br>21.9 | Good<br>61.5 | Average<br>12.5 | Poor<br>4.2 | Very Good<br>& Good | 83.4 |
| 12 | Teacher's method of illustrating the concepts through examples and applications.                              | Very Good<br>32   | Good<br>52.6 | Average<br>12.4 | Poor<br>3   | Very Good<br>& Good | 84.6 |
| 13 | Teacher's capability of identifying your strengths and encourage you with providing right level of challenges | Very Good<br>36.5 | Good<br>51   | Average<br>10.4 | Poor<br>2.1 | Very Good<br>& Good | 87.5 |
| 14 | Teacher's ability to identify your weakness and help you to overcome them.                                    | Very Good<br>36.5 | Good<br>51   | Average<br>11.5 | Poor<br>1   | Very Good<br>& Good | 87.5 |
| 15 | Institution's efforts to engage students in the monitoring, review and continuous quality improvement of the  | Very Good<br>34.7 | Good<br>48.4 | Average<br>12.6 | Poor<br>4.2 | Very Good<br>& Good | 83.1 |

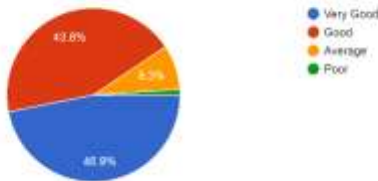
|    |   |           |      |         |      |                  |      |
|----|---|-----------|------|---------|------|------------------|------|
|    | teaching learning process is  |           |      |         |      |                  |      |
| 16 | Institute/teachers' initiatives to use student centric methods, such as experiential learning, participative learning and problem-solving methodologies for enhancing learning experiences. | Very Good | Good | Average | Poor | Very Good & Good | 88.6 |
|    |   | 38.1      | 50.5 | 10.3    | 1    |                  |      |
| 17 | Teacher's encouragement to participate in extracurricular activities.   | Very Good | Good | Average | Poor | Very Good & Good | 81.5 |
|    |   | 36.1      | 45.4 | 14.4    | 4.1  |                  |      |
| 18 | Efforts are made by the institute/teachers to inculcate soft skills, life skills and employability skills to make you ready for the world of work.  | Very Good | Good | Average | Poor | Very Good & Good | 84.5 |
|    |   | 44.3      | 41.2 | 13.4    | 1    |                  |      |
| 19 | Scale teachers use of ICT tools such as LCD projector,  | Very Good | Good | Average | Poor | Very Good & Good | 79.2 |
|    |   | 35.4      | 43.8 | 14.6    | 6.3  |                  |      |

|                              |   |                   |              |                |             |                  |      |
|------------------------------|---|-------------------|--------------|----------------|-------------|------------------|------|
|                              | Multimedia etc while teaching.  |                   |              |                |             |                  |      |
| 20                           | The overall quality of teaching-learning process in your institute is | Very Good<br>41.7 | Good<br>43.8 | Average<br>9.4 | Poor<br>5.2 | Very Good & Good | 85.5 |
| <b>Average Rating = 85.7</b> |   |                   |              |                |             |                  |      |

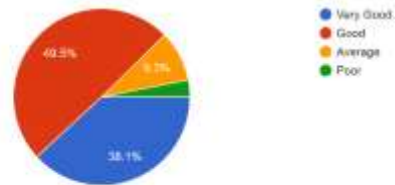
The teaching and learning process in the institute with the implementation of modern and distinctive pedagogical methods, could gain the satisfaction levels up to excellent. In overall **85.7** % students strongly agree with the statement that the quality of teaching-learning process in the institute is very good.

### Graphical Representation of Students Satisfaction Survey 2021-2022

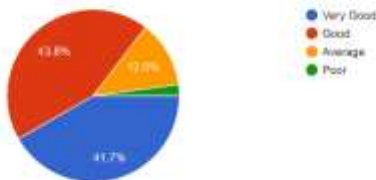
Syllabus covered in the class?  
96 responses



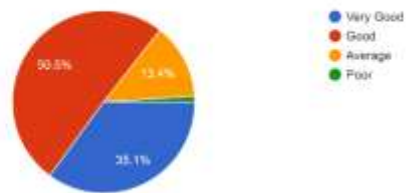
How well did the teachers prepare for the classes?  
97 responses



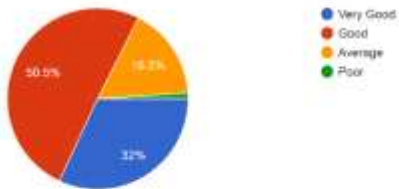
How well were the teachers able to communicate?  
96 responses



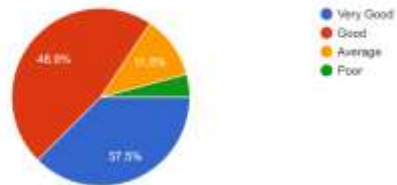
The teacher's approach towards teaching is  
97 responses



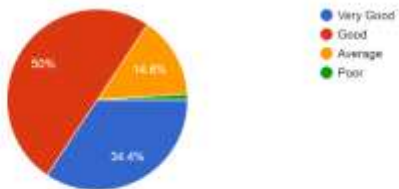
Fairness of the internal evaluation process by the teachers is  
97 responses



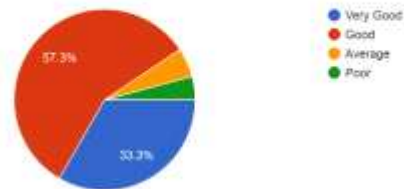
Teacher's discussion on your performance during the assignments is  
96 responses



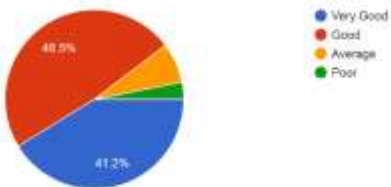
Institute's active participation in promoting internship, student exchange, field visit opportunities for students is  
96 responses



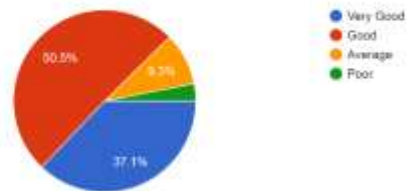
Scale the teaching and mentoring process in your institution facilitates you in cognitive, social and emotional growth.  
96 responses



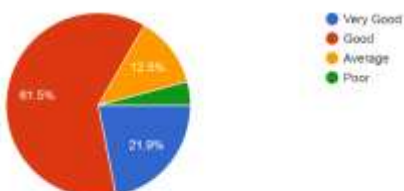
Opportunities provided by the institute to learn and grow  
97 responses



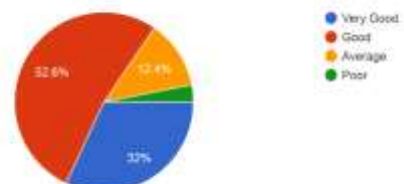
Teacher's discussion about your expected competencies, course outcomes and programme outcomes is  
97 responses



Mentor's follow-up of the task assigned to you is  
96 responses

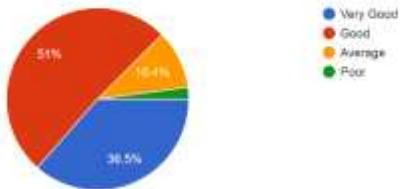


Teacher's method of illustrating the concepts through examples and applications.  
97 responses



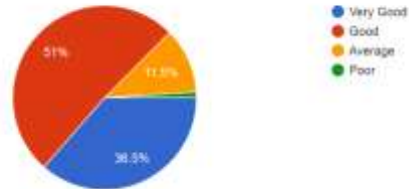
Teacher's capability of identifying your strengths and encourage you with providing right level of challenges

96 responses



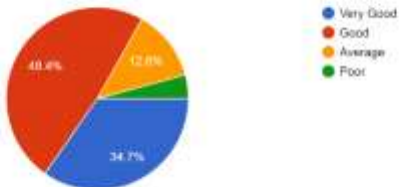
Teacher's ability to identify your weakness and help you to overcome them.

96 responses



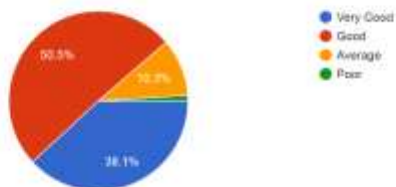
Institution's efforts to engage students in the monitoring, review and continuous quality improvement of the teaching learning process is

95 responses



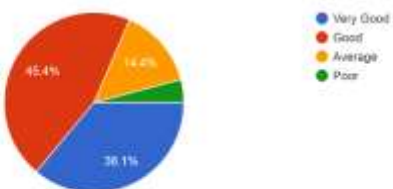
Institute/teachers's initiatives to use student centric methods, such as experiential learning, participative learning and problem solving methodologies for enhancing learning experiences.

97 responses



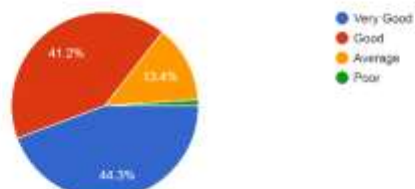
Teacher's encouragement to participate in extracurricular activities.

97 responses



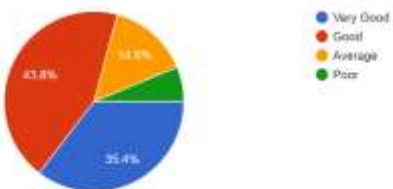
Efforts are made by the institute/teachers to inculcate soft skills, life skills and employability skills to make you ready for the world of work.

97 responses



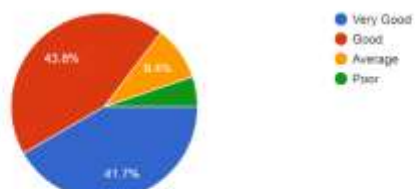
Scale teachers use of ICT tools such as LCD projector, Multimedia etc while teaching.

96 responses



The overall quality of teaching-learning process in your institute is

96 responses



Dr. M.R. Deshmukh  
 (Chairperson, IQAC)  
**PRINCIPAL**  
 M. G. Vidyamandir's  
 Arts, Science & Commerce College,  
 Harsul, Tal. Tryambakeshwar, Dist. Nashik